Durability and Safety of the Targeted Oral Peptide Icotrokinra for High-Impact Site Psoriasis: 2-Year ICONIC-TOTAL Findings

Richard B. Warren[1], Eingun James Song[2], Edward Lain[3], Joseph F. Merola[4,5], Matthias Hoffmann[6], Robert Bissonnette[7], Yu-Huei Huang[8], Amy Paller[9], Jessica H. Rubens[10], Melissa Larick[11], Ming-Chun Hsu[11], Shu Li[11], Ya-Wen Yang[12], Cynthia M. C. DeKlotz[11], Melinda Gooderham[13,14,15]

[1]Dermatology Centre, Northern Care Alliance NHS Foundation Trust & Division of Musculoskeletal and Dermatological Sciences, Manchester NIHR Biomedical Research Centre, Manchester Academic Health Science Centre, University of Manchester, Manchester, UK; [2]Frontier Dermatology, Mill Creek, WA, USA; [3]Austin Institute for Clinical Research. Sanova Dermatology, Austin, TX, USA; [4]Department of Dermatology, UT Southwestern Medical Center and O'Donnell School of Public Health, Dallas, TX, USA; [5]Division of Rheumatology, Department of Medicine, UT Southwestern Medical Center and O'Donnell School of Public Health, Dallas, TX, USA; [6]Dermatology Practice Dr Matthias Hoffmann, Witten, Germany; [7]Innovaderm Research, Montreal, QC, Canada; [8]Department of Dermatology, Chang Gung Memorial Hospital and College of Medicine, Chang Gung University, Taoyuan City, Taiwan; [9]Department of Dermatology and Pediatrics, Northwestern University Feinberg School of Medicine, Chicago, IL, USA; [10]Johnson & Johnson, La Jolla, CA, USA; [11]Johnson & Johnson, Spring House, PA, USA; [12]Johnson & Johnson, Horsham, PA, USA; [13]SKiN Centre for Dermatology, Peterborough, ON, Canada; [14]Department of Medicine, Queen's University, Kingston, ON, Canada; [15]Probity Medical Research, Waterloo, ON, Canada.

Scan the QR code.
The QR code is intended to provide scientific information for individual reference, and the information should not be altered or reproduced in any way.

Background

Plaque psoriasis (PsO) is a chronic inflammatory disease that may involve high-impact sites, such as the scalp, genitals, hands/feet, and nails

- High-impact site plaque PsO can be difficult to treat and has a significant impact on health-related quality of life[1]

Icotrokinra (ICO) is the first and only targeted oral peptide that:

- Precisely targets the interleukin (IL)-23 receptor and inhibits IL-23 pathway signaling[2]
- Demonstrated robust efficacy and a favorable safety profile versus placebo (PBO) through Week (W) 16,[3,4] with consistent results through 1 year[5-8]

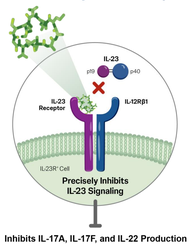
ICONIC-TOTAL (NCT06095102)

- Ongoing, phase 3, multicenter, randomized, double-blind, PBO-controlled trial in adult and adolescent participants (pts; ≥12 years of age)
- Long-term data on durability of response and safety will help inform treatment decisions

Objectives

Report clinical response rates and safety of ICO through 2 years in ICONIC-TOTAL study pts with high-impact site plaque PsO

Icotrokinra Blocks IL-23 From Binding to its Receptor



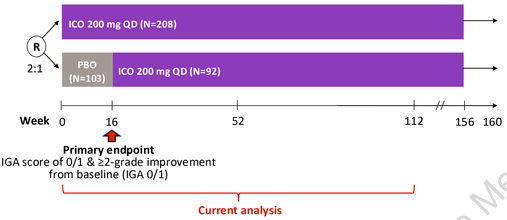
IL-12Rβ1=interleukin-12 receptor beta 1, IL-23R=interleukin-23 receptor.

ICONIC-TOTAL Study Design

Adults and adolescents with plaque PsO involving high–impact sites (N=311)

Key inclusion criteria

- ≥12 years of age
- Plaque PsO for ≥26 weeks
- BSA ≥1% and IGA score ≥2
- At least moderate (score ≥3) high-impact PsO involving ≥1 site:
 - **Scalp**: ss-IGA
 - **Genital**: sPGA-G
 - **Hand/foot**: hf-PGA
- Candidate for phototherapy or systemic treatment for plaque PsO and failed ≥1 topical treatment



Outcomes & Analyses

- **Overall PsO:** IGA 0/1 and 0[a,c,e]
- **Scalp PsO:** ss-IGA 0/1 and 0[a,c,e]
- **Genital PsO:** sPGA-G 0/1 and 0[a,c,e]
- **Hand/foot PsO:** hf-PGA 0/1 and 0[a,c,e]
- **Nail PsO:** mNAPSi % improvement[b,d,f]
- **AE:** Number (%) of pts and exposure-adjusted incidence rates (/100 PY)

[a]Through W52 nonresponder imputation / [b]0% improvement from baseline assigned after pts discontinued study drug due to a lack of efficacy or an AE of worsening PsO or initiated prohibited medication that could impact PsO; observed data were used for pts who discontinued study agent for other reasons. [c]After W52 nonresponder imputation / [d]0% improvement from baseline assigned after pts who discontinued study drug due to a lack of efficacy or an AE of worsening PsO. [e]After accounting for these intercurrent events: through W52 pts with missing data were considered nonresponders and, after W52, other missing data were imputed using multiple imputation. [f]The remaining missing data were not imputed.

***AE**=adverse event, **BSA**=body surface area, **CI**=confidence interval, **F/U**=follow-up, **hf-PGA**=Physician's Global Assessment of hands and feet, **IGA**=Investigator's Global Assessment, **mNAPSI**=modified Nail Psoriasis Severity Index, **PY**=patient-year, **QD**=once daily, R=randomization, **sPGA-G**=static Physician's Global Assessment of Genitalia, **ss-IGA**=scalp-specific Investigator's Global Assessment.*

Key Takeaways

- **Through W112, among adults and adolescents with high-impact site PsO in the phase 3 ICONIC-TOTAL study, ICO demonstrated:**
 - ✓ **High and durable rates of overall and high-impact site PsO clearance**
 - ✓ **An AE profile similar to PBO through W16 with no new safety signals identified through W112**
- **The robust efficacy and favorable safety profile through 2 years support the use of the once-daily targeted oral peptide ICO for long-term management of high-impact site PsO**

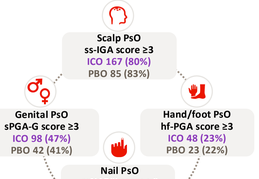
Results

Baseline demographics and PsO characteristics were generally balanced between groups

- Among pts with hf-PsO at baseline, greater proportions of pts in the ICO (35%) group had severe hand/foot PsO (hf-PGA=4) compared with PBO (17%)

Baseline Characteristics		ICO (N=208)	PBO (N=103)
Demographics			
	Age, yrs	45.3 (14.6)	43.5 (13.8)
	Female	34%	39%
	Race, Asian/Black/White	20%/1%/ 77%	19%/0%/80%
	BMI, kg/m^2	29.0 (6.6)[a]	29.4 (8.1)[b]
Disease Characteristics			
	PsO disease duration, yrs	16.8 (13.3)	15.2 (10.5)
	% BSA with PsO	16.6 (13.5)	14.8 (11.7)
	IGA score		
	Moderate (3)	74%	71%
	Severe (4)	22%	21%
	PASI (0-72)	14.6 (7.6)	14.0 (7.0)
Prior PsO treatments			
	Phototherapy[c]	43%	31%
	Systemic therapy[d]	73%	73%
	Biologic therapy[e]	34%	31%

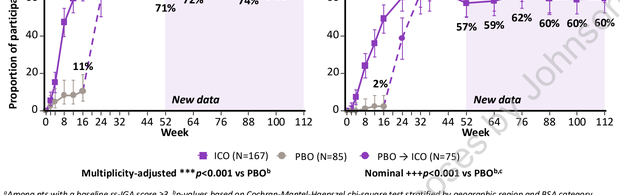
Pts With High-Impact Site PsO at Baseline



*Data shown are mean (SD) unless otherwise noted. PsO involving high-impact sites was not mutually exclusive. [a]N=203. [b]N=101. [c]PUVA and UVB. [d]Conventional nonbiologic systemics, novel nonbiologic systemics, phototherapy, and biologics. [e]Adalimumab, alefacept, briakinumab, brodalumab, certolizumab pegol, efalizumab, etanercept, guselkumab, infliximab, ixekizumab, natalizumab, risankizumab, secukinumab, tildrakizumab, and ustekinumab. **BMI**=body mass index, **PASI**=Psoriasis Area and Severity Index, **PUVA**=psoralen plus ultraviolet A, **SD**=standard deviation, **UVB**=ultraviolet B, **yrs**=years.*

Scalp PsO: ss-IGA 0/1 response rates increased through W24 (78%) and remained stable through W112 (74%) among ICO-randomized pts

- ss-IGA 0 response rates also increased through W24 (60%) and were consistent through W112 (60%) among ICO-randomized pts

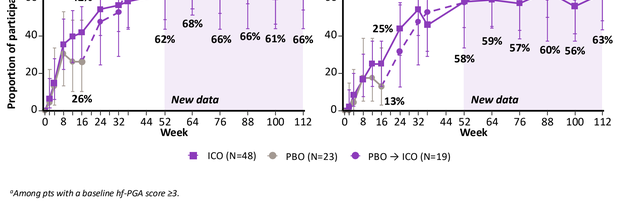


Multiplicity-adjusted *$p<0.001$ vs PBO[b]** **Nominal +++$p<0.001$ vs PBO[b,c]**

[a]Among pts with a baseline ss-IGA score ≥3. [b]p-values based on Cochran-Mantel-Haenszel chi-square test stratified by geographic region and BSA category. [c]Endpoint was not included in the hierarchical testing strategy.

Hand/foot PsO: hf-PGA 0/1 response rates increased through W24 (54%) and remained stable through W112 (68%) among ICO-randomized pts

- 63% of ICO-randomized pts achieved completely clear hand/foot PsO (hf-PGA 0) at W112



[a]Among pts with a baseline hf-PGA score ≥3.

Exposure-adjusted AE rates were consistent across treatment groups and study phases through W112

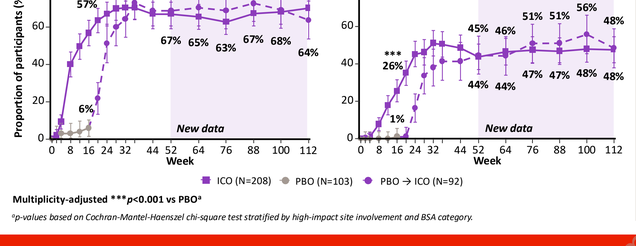
- ICO AE profile was similar to PBO through W16, with no increases in exposure-adjusted rates through 2 years of treatment

AEs Through W112	PBO-controlled (W0-16) ICO (N=208)	PBO (N=103)	W0-52 ICO Combined[a] (N=300)	W0-W112 ICO Combined[a] (N=300)
Mean weeks / total PY of follow-up	15.9 / 63.3	15.5 / 30.6	45.0 / 258.9	98.1 / 563.9
Any AE	105 (50%)	46 (45%)	206 (69%)	240 (80%)
Incidence/100PY (95% CI)[b]	232 (188, 277)	219 (156, 282)	160 (138, 182)	122 (106, 137)
SAE	1 (<1%)	2 (2%)	7 (2%)	15 (5%)
Incidence/100PY (95% CI)[b]	2 (0, 9)	7 (1, 24)	3 (1, 6)	3 (1, 4)
AE leading to D/C	6 (3%)	4 (4%)	7 (2%)	10 (3%)
Incidence/100PY (95% CI)[c]	10 (4, 21)	13 (4, 34)	3 (1, 6)	2 (1, 3)
Infection	59 (28%)	23 (22%)	146 (49%)	180 (60%)
Incidence/100PY (95% CI)[b]	110 (82, 138)	89 (53, 126)	82 (69, 95)	58 (50, 67)
Serious infection	0 (0%)	1 (1%)	0 (0%)	2 (1%)
Incidence/100PY (95% CI)[b]	0 (0, 5)	3 (<1, 18)	0 (0, 1)	<1 (0, 1)
GI AE	15 (7%)	8 (8%)	28 (9%)	49 (16%)
Incidence/100PY (95% CI)[b]	25 (12, 38)	27 (12, 54)	12 (7, 16)	10 (7, 12)
Malignancy[c]	1 (<1%)	0 (0%)	2 (1%)	6 (2%)
Incidence/100PY (95% CI)[b]	2 (0, 9)	0 (0, 10)	1 (<1, 3)	1 (<1, 2)

*Data shown are n (%) unless otherwise noted. [a]Includes data for ICO-randomized pts through W52 and for PBO → ICO pts from W16 through W52/W112. [b]CI is based on the normal approximation or an exact method following a Poisson distribution if the number of pts with events is <10. [c]Includes one of basal cell carcinoma, chronic lymphocytic leukemia, malignant melanoma stage 0, prostate cancer, squamous cell carcinoma and squamous cell carcinoma of the cervix. **D/C**=discontinuation, **GI**=gastrointestinal, **SAE**=serious AE.*

Overall PsO: IGA 0/1 response rates increased through W24 (67%) and remained stable through W112 (70%) among ICO-randomized pts

- IGA 0 response rates also increased through W24 (45%) and were consistent through W112 (48%) among ICO-randomized pts

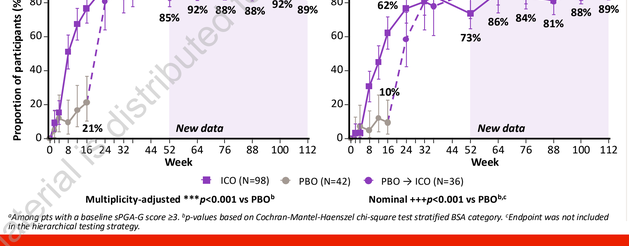


Multiplicity-adjusted *$p<0.001$ vs PBO[a]**

[a]p-values based on Cochran-Mantel-Haenszel chi-square test stratified by high-impact site involvement and BSA category.

Genital PsO: sPGA-G 0/1 response rates increased through W24 (90%) and remained stable through W112 (89%) among ICO-randomized pts

- 89% of ICO-randomized pts achieved completely clear genital PsO (sPGA-G 0) at W112

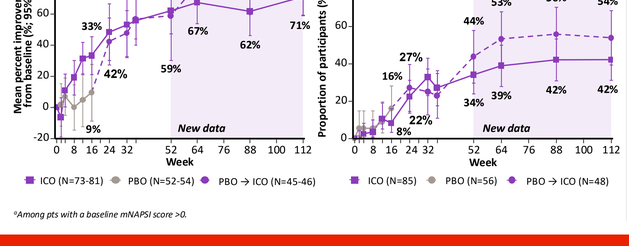


Multiplicity-adjusted *$p<0.001$ vs PBO[b]** **Nominal +++$p<0.001$ vs PBO[b,c]**

[a]Among pts with a baseline sPGA-G score ≥3. [b]p-values based on Cochran-Mantel-Haenszel chi-square test stratified BSA category. [c]Endpoint was not included in the hierarchical testing strategy.

Nail PsO: ICO demonstrated increasing improvements through W64 (67%), which were consistent through W112 (71%)

- 42% of ICO-randomized pts achieved completely clear nail PsO (mNAPSI=0) at W112



[a]Among pts with a baseline mNAPSI score >0.

Material distributed at scientific congress. Not for promotional use. Property of Johnson & Johnson Innovative Medicine

PRESENTED AT: Fall Clinical Dermatology (FCD) Conference: October 8–11, 2026; Las Vegas, Nevada. **REFERENCES:** 1. Merola JF. Dermatol Ther. 2018;31:e12589. 2. Fourie AM. Sci Rep. 2024;14:17515. 3. Bissonnette, R. N Engl J Med. 2025. 393:1784-1795. 4. Gooderham, M. NEJM Evid. 2025. EVIDoa2500155. 5. Warren, RB. J Eur Acad Dermatol Venereol. 2026. 40:1502-1514. doi: 10.1111/jdv.70471. 6. Soung, J. J Am Acad Dermatol. 2026. doi:10.1016/j.jaad.2026.05.048. 7. Soung, J. J Am Acad Dermatol. 2026. doi: 10.1016/j.jaad.2026.05.035. 8. Stein Gold, L. Br J Dermatol. 2026. doi:10.1093/bjd/ljag264. **ACKNOWLEDGMENTS:** Medical writing support was provided by JSS Medical Research under the direction of the authors in accordance with Good Publication Practice guidelines (Ann Intern Med. 2022;175:1298-1304). This presentation was sponsored by Johnson & Johnson. **DISCLOSURES: RBW:** Consultant and/or speaker for AbbVie, Almirall, Alumis, Amgen, Apogee, Arena Pharmaceuticals, Astellas, Avillion, Biogen, Boehringer Ingelheim, Bristol Myers Squibb, Celgene, DICE Therapeutics, Eli Lilly, Galderma, GSK, Johnson & Johnson, LEO Pharma, Meiji Pharma, Nektar, Novartis, Pfizer, RAPT Pharmaceuticals, Sanofi, Sitryx, Sun Pharma, UCB, and UNION; Received research grants from AbbVie, Almirall, Amgen, Celgene, Eli Lilly, Johnson & Johnson, LEO Pharma, Novartis, Pfizer, and UCB. **ES:** Served as an investigator, consultant, and/or speaker for AbbVie, Acelyrin, Alphyn, Alumis, Amgen, Apogee, Arcutis, ASLAN, Boehringer Ingelheim, Bristol Myers Squibb, Celldex, CorEvitas, Dermavant, DermBiont, Eli Lilly, Galderma, Incyte, Johnson & Johnson, LEO Pharma, MoonLake, Novartis, Pfizer, Regeneron, Sanofi, Genzyme, Sun Pharma, TARGET PharmaSolutions, TIMBER, UCB, and Zura Bio. **EL:** Speaker, consultant, advisory board member, or principal investigator for AbbVie, Aslan Pharmaceuticals, Biofrontera, Caliway, Casiopea, Castle Biosciences, Concert Pharmaceuticals, Celldex Therapeutics, Eli Lilly, Evolmmune, Galderma, Incyte, Johnson & Johnson, L'Oreal, Nielsen BioSciences, Peregrine Ophthalmic, Pfizer, Regeneron, RegenX Science, Sanofi, Symatese, Takeda, Teoxane, UCB, Veradermics, and Vyne. **JM:** Served as a consultant and/or investigator for AbbVie, Amgen, AstraZeneca, Biogen, Boehringer Ingelheim, Bristol Myers Squibb, Dermavant, Eli Lilly, Galderma, Johnson & Johnson, MoonLake, Novartis, Oruka, Pfizer, Regeneron, Sanofi, Sun Pharma, UCB. **MH:** Served as an advisory board member, consultant, speaker and/or investigator for and/or received honoraria and/or grants from AbbVie, Almirall, Biofrontera, Bristol Myers Squibb, Dermapharm, Dermasence, Forward, Galderma, Incyte, Johnson & Johnson, Kinikisa, LEO Pharma, Eli Lilly, L'Oréal, MSD, Nektar Therapeutics, Novartis, Pierre Fabre, Pfizer, Sanofi, Schering-Plough, Smerud Medical Research, Stallergenes Greer, Viatris, and UCB. **RB:** Served as an advisory board member, consultant, speaker and/or investigator for and received honoraria and/or grants from AbbVie, Alumis, Amgen, AnaptysBio, Inc., Arcutis, Bristol Myers Squibb/Celgene, Dermavant, Eli Lilly, Johnson & Johnson, LEO Pharma, Nimbus Therapeutics, Oruka, Takeda, UCB, Ventyx Biosciences, Vyne Therapeutics, Xencor, Zai Lab, and Zura Bio; Employee and shareholder of Innovaderm Research. **YH:** Conducted clinical trials for or received honoraria as a consultant for AbbVie, Bristol Myers Squibb, Celgene, Johnson & Johnson, Novartis, and Pfizer. **AP:** Served as an investigator AbbVie, Biomendics, Dermavant, Eli Lilly, Incyte, Johnson & Johnson Innovative Medicine, Moonlake, Quoin, Regeneron, TheraClean, TWI, and UCB. Served as a consultant: Abbvie, Abeona Therapeutics, Aegle Therapeutics Corporation, Apogee Therapeutics, Applied Pharma Research, Arcutis Biotherapeutics, Biocryst, Biomendics LLC, BIORAY Pharmaceutical, BlueFin Therapeutics, Eli Lilly, Galderma, Gecleon Richter, Genzyme, Johnson & Johnson, Kamari Pharma, Kymera, LEO Pharma, Novartis, Palvella Pharmaceuticals, Pelthos, Pfizer, Quoin Pharmaceuticals, Sanofi, Sato. Data safety monitoring board: AbbVie, Abeona, Biocryst, Galderma, and Takeda. **JR, ML, MCH, SL, YY, CD:** Employees of Johnson & Johnson; may own stock/stock options in Johnson & Johnson. **MG:** Speaker, investigator or advisory board member for AbbVie, Acelyrin, Alumis, Amgen, Akros, AnaptysBio, Apogee, Arcutis, Arena Pharmaceuticals, Aslan, Bausch Health, Boehringer Ingelheim, Bristol Myers Squibb, Coherus, Dermira, Dermavant, Eli Lilly, Galderma, GSK, Incyte, Inmagene, JAMP Pharma, Johnson & Johnson, Kyowa Kirin, LEO Pharma, Medimmune, Merck, Moonlake, Nimbus, Novartis, Pfizer, Regeneron, Reistone, Sanofi Genzyme, Sun Pharma, Tarsus, Takeda, Union, UCB, and Vyne.