

# Icotrokinra, a Targeted Oral Peptide That Selectively Blocks the Interleukin-23–Receptor, for the Treatment of Moderate-to-Severe Plaque Psoriasis: Results Through Week 24 of the Phase 3, Randomized, Double-blind, Placebo-Controlled ICONIC-LEAD Trial

Robert Bissonnette,<sup>1</sup> Jennifer Soung,<sup>2</sup> Adelaide Hebert,<sup>3</sup> Andrew E. Pink,<sup>4</sup> Andreas Pinter,<sup>5</sup> Yuling Shi,<sup>6</sup> Megan Miller,<sup>7</sup> Joseph Cafone,<sup>7</sup> Jing Zhi (Gigi) Jiang,<sup>8</sup> Cynthia DeKlotz,<sup>7</sup> Mark G. Lebwohl<sup>9</sup>

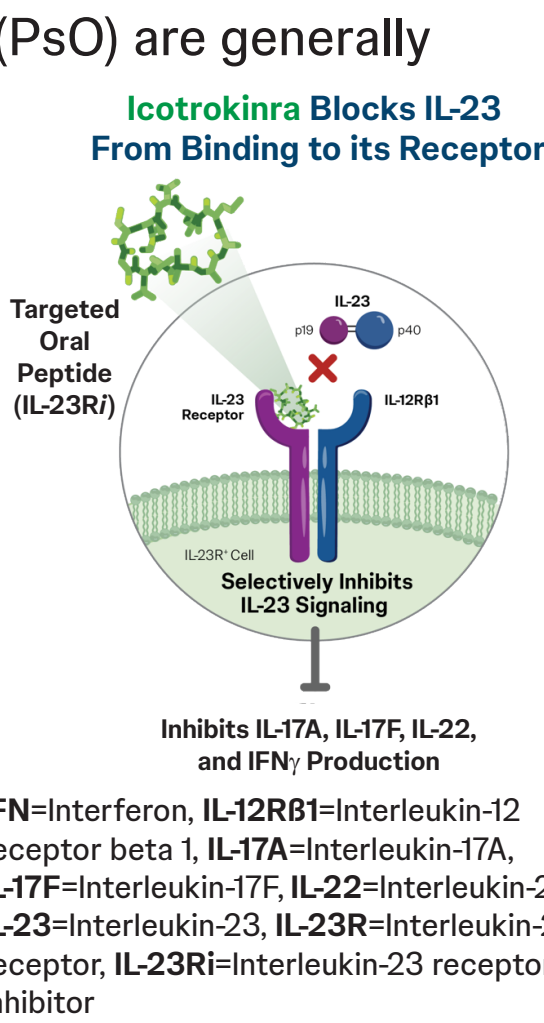
<sup>1</sup>Innovaderm Research, Montreal, QC, Canada; <sup>2</sup>Southern California Dermatology, Santa Ana, CA, USA; <sup>3</sup>UTHealth McGovern Medical School, Houston, TX, USA; <sup>4</sup>St John's Institute of Dermatology, King's College London and Guy's and St Thomas's Hospitals, London, UK; <sup>5</sup>Department of Dermatology, University Hospital Frankfurt, Frankfurt am Main, Germany; <sup>6</sup>Department of Dermatology, Shanghai Skin Disease Hospital; Institute of Psoriasis, Tongji University School of Medicine, Shanghai, China; <sup>7</sup>Johnson & Johnson, Spring House, PA, USA; <sup>8</sup>Johnson & Johnson, Milpitas, CA, USA; <sup>9</sup>Department of Dermatology, Icahn School of Medicine at Mount Sinai, New York City, NY, USA

## Background

Patients with moderate-to-severe plaque psoriasis (PsO) are generally limited to injectable therapies to achieve high-level efficacy with a favorable safety profile

Icotrokinra (ICO) is a first-in-class, targeted oral peptide that:

- Selectively binds the interleukin (IL)-23 receptor and inhibits IL-23 pathway signaling<sup>1</sup>
- Demonstrated significant skin clearance and no safety signals through 1 year in Phase 2 PsO studies<sup>2,3</sup>
- Is being evaluated in Phase 3 studies in adults and adolescents with moderate-to-severe plaque PsO (ICONIC-LEAD)



## Objectives

Here we report key clinical and patient-reported outcomes (PROs) and safety-related findings from the pivotal ICONIC-LEAD study through Week (W) 24

## ICONIC-LEAD study design

Moderate-to-severe plaque PsO (N=684)

Key inclusion criteria

- ≥12 years
- Plaque PsO for ≥26 weeks
- Body surface area (BSA) ≥10%, Psoriasis Area and Severity Index (PASI) score ≥12, and Investigator's Global Assessment (IGA) score ≥3
- Candidate for phototherapy or systemic treatment for plaque PsO

Endpoints

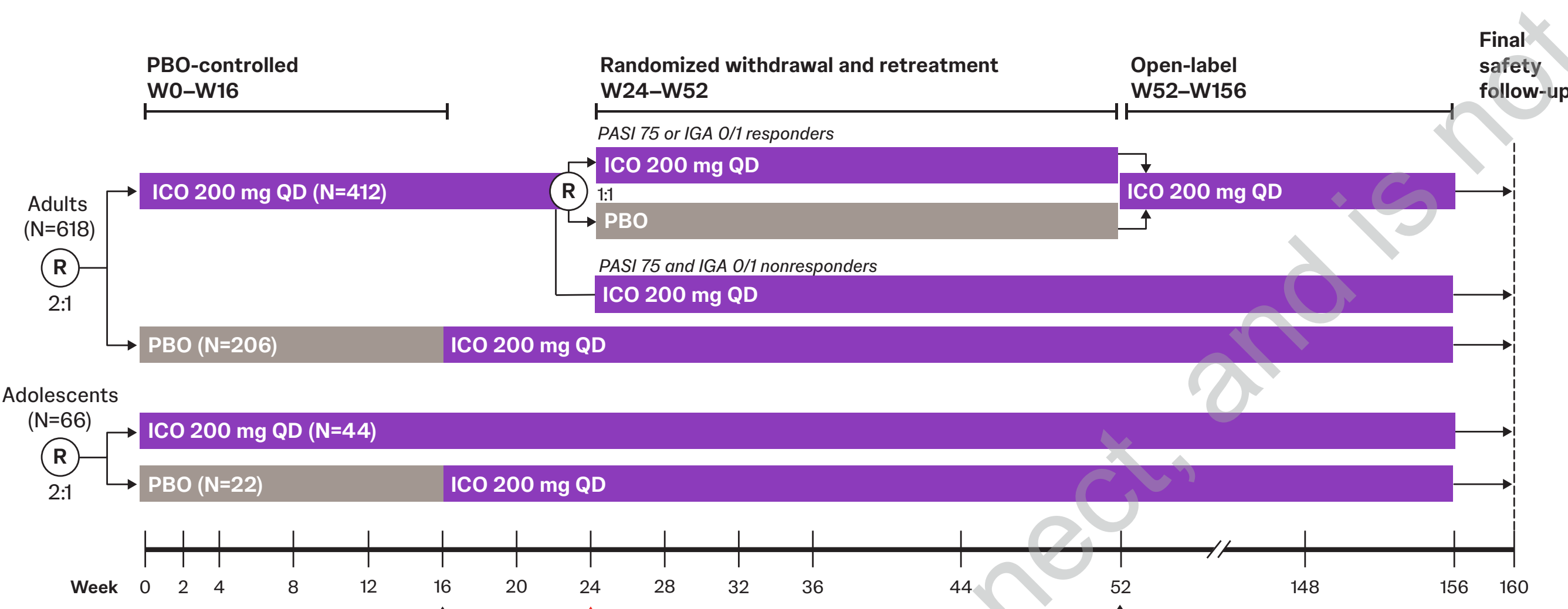
Co-primary endpoints:

- IGA 0/1 at W16
- PASI 90 at W16

Key secondary endpoints:

- Clinical outcomes (PASI 75/90/100, IGA 0) at W4, W8, and/or W16
- PROs (≥4-point improvement from baseline in Psoriasis Symptom and Sign Diary [PSSD] Itch, PSSD Symptom 0) at W4, W8, and/or W16
- Scalp PsO (scalp-specific ss-IGA 0/1) at W16

Participants with the following intercurrent events were considered as nonresponders: discontinued study drug due to a lack of efficacy or AE of worsening PsO or initiated prohibited medication that could impact PsO. After accounting for these intercurrent events, nonresponder imputation was applied to participants with missing data. AE=Adverse event, ICO=Icotrokinra, IGA 0/1=Investigator's Global Assessment score of 0 (clear)/1 (almost-clear) and a ≥2-grade improvement, PASI 75/90/100=Reduction from baseline of 75%/90%/100% in the Psoriasis Area and Severity Index score, PBO=Placebo, PsO=Psoriasis, PSSD=Psoriasis Symptom and Sign Diary, QD=Once daily, R=Randomization, ss-IGA=Scalp-specific Investigator's Global Assessment, ss-IGA 0/1=ss-IGA score of 0 (clear)/1 (almost clear) and a ≥2-grade improvement from baseline, W=Week



## Results

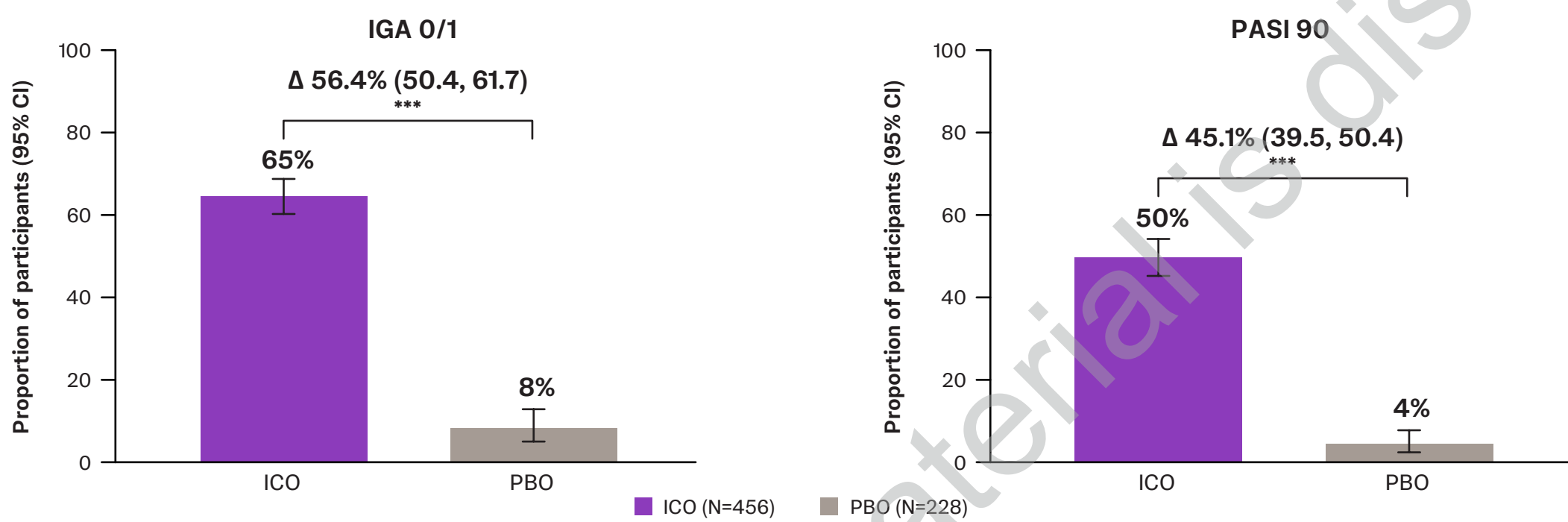
Baseline characteristics were similar between groups

- Overall, 5% of participants (ICO: 4%; placebo [PBO]: 6%) discontinued prior to W16<sup>a</sup>

Baseline characteristics	ICO 200 mg QD (N=456)	PBO (N=228)
Demographic characteristics		
Age, year, mean (SD)	42.4 (16.3)	43.2 (16.6)
Adolescent cohort, year	15.0 (1.8)	15.0 (1.5)
Male	64%	68%
White	72%	72%
BMI, kg/m <sup>2</sup> , mean (SD) <sup>b</sup>	29.2 (6.9)	29.3 (7.0)
Disease characteristics		
Psoriasis disease duration, year, mean (SD)	17.3 (13.9)	16.6 (12.7)
% BSA with PsO, mean (SD)	24.6 (14.3)	27.1 (16.2)
IGA score		
Moderate (3)	75%	76%
Severe (4)	25%	24%
PASI (0–72), mean (SD)	19.4 (7.1)	20.8 (8.1)
PsO involving the scalp area		
ss-IGA score <sup>c</sup>		
Moderate (3)	59%	51%
Severe (4)	17%	22%
Prior treatment for PsO		
Phototherapy (PUVA and UVB)	30%	29%
Systemic therapy <sup>d</sup>	72%	71%
Biologic therapy <sup>e</sup>	32%	37%

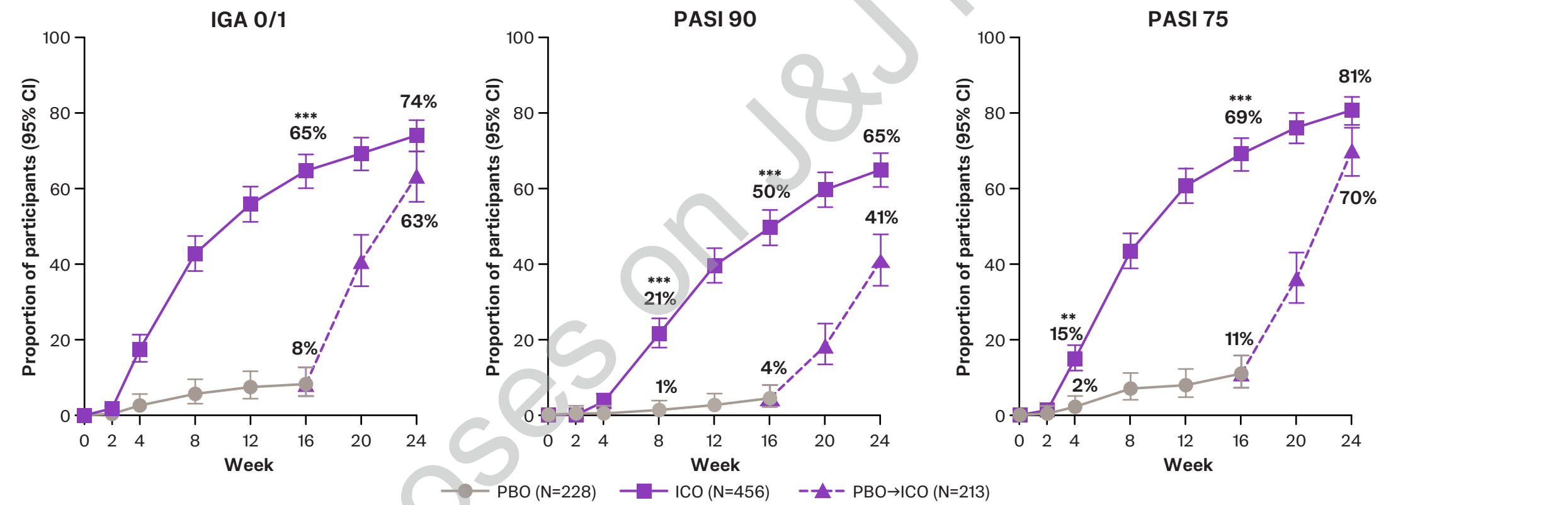
<sup>a</sup>Among the participants who discontinued prior to W16 (ICO: n=19 [4%]; PBO: n=14 [6%]), the most common reasons for discontinuation were withdrawal by participant in the ICO group (n=8 [23%]) and lack of efficacy in the PBO group (n=8 [44%]). <sup>b</sup>ICO: N=456; PBO: N=227. <sup>c</sup>ICO: N=45; PBO: N=227. <sup>d</sup>Conventional nonbiologic systemics, novel nonbiologic systemics, 125-vitamin D3 and analogues, phototherapy, and biologics. <sup>e</sup>Adalimumab, alefacept, briakinumab, brodalumab, certolizumab pegol, efalizumab, etanercept, guselkumab, infliximab, ixekizumab, kexizumab, natalizumab, risankizumab, secukinumab, tildrakizumab, and ustekinumab. BMI=Body mass index. BSA=Body surface area. ICO=Icotrokinra, IGA=Investigator's Global Assessment, PASI=Psoriasis Area and Severity Index, PBO=Placebo, PsO=Psoriasis, PUVA=Psoralen plus ultraviolet A, QD=Once daily, SD=Standard deviation, ss-IGA=Scalp-specific Investigator's Global Assessment, UVB=Ultraviolet B, W=Week

ICO demonstrated *significantly higher rates of IGA 0/1 and PASI 90 vs PBO at W16* (co-primary endpoints)



<sup>a</sup>P values were calculated based on Cochran-Mantel-Haenszel chi-square test stratified by age group, baseline weight category (adults only), and geographic region. CI=Confidence interval, ICO=Icotrokinra, IGA=Investigator's Global Assessment, IGA 0/1=IGA score of 0 (clear)/1 (almost clear) and a ≥2-grade improvement, PASI=Psoriasis Area Severity Index, PASI 90=Reduction from baseline of 90% in the PASI score, PBO=Placebo

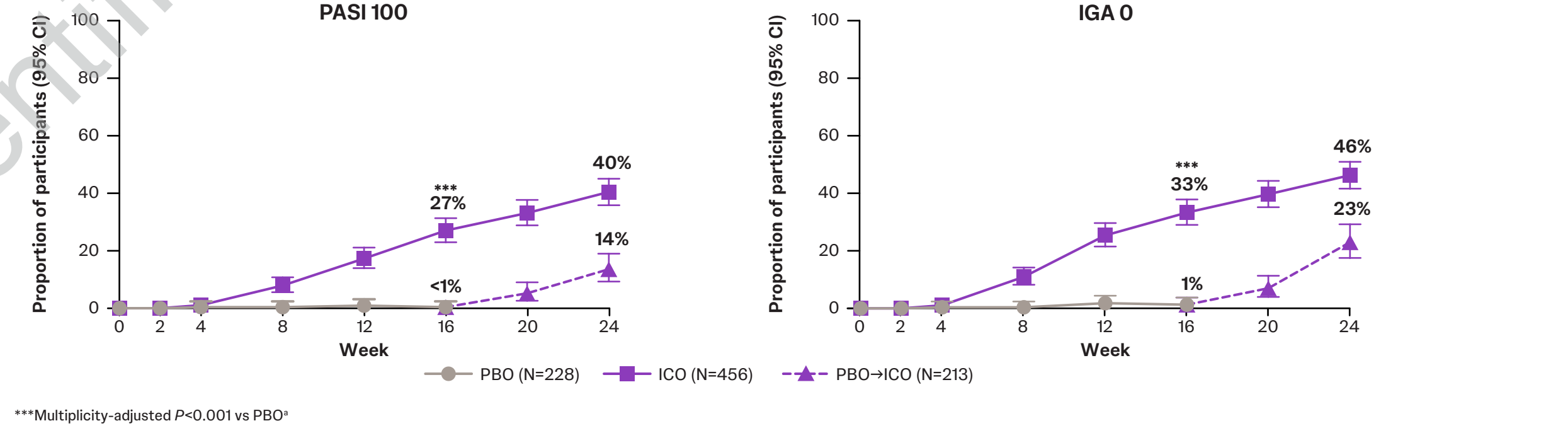
ICO demonstrated *early separation from PBO*; rates of clear/almost clear skin increased through W24



<sup>a</sup>P values were calculated based on Cochran-Mantel-Haenszel chi-square test stratified by age group, baseline weight category (adults only), and geographic region, if applicable. CI=Confidence interval, ICO=Icotrokinra, IGA=Investigator's Global Assessment, IGA 0/1=IGA score of 0 (clear)/1 (almost clear) and a ≥2-grade improvement, PASI=Psoriasis Area Severity Index, PASI 75/90=Reduction from baseline of 75%/90% in the PASI score, PBO=Placebo

ICO demonstrated *significantly higher rates of complete skin clearance vs PBO*

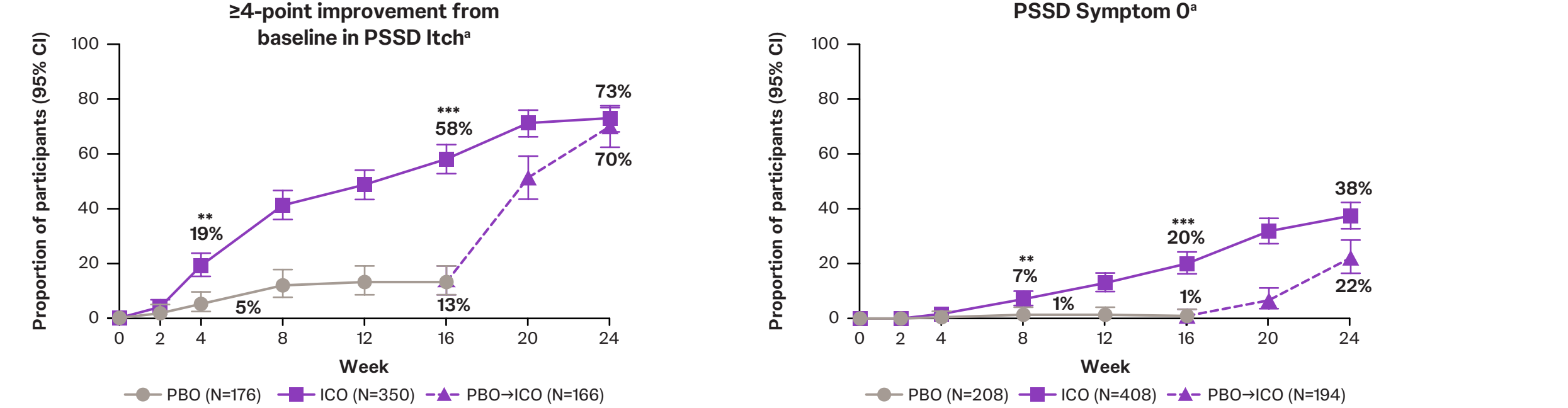
- ICO showed separation from PBO as early as W8; rates of complete skin clearance increased through W24



<sup>a</sup>P values were calculated based on Cochran-Mantel-Haenszel chi-square test stratified by age group, baseline weight category (adults only), and geographic region, if applicable. CI=Confidence interval, ICO=Icotrokinra, IGA=Investigator's Global Assessment, IGA 0=IGA score of 0 (clear) and a ≥2-grade improvement, PASI=Psoriasis Area Severity Index, PASI 100=Reduction from baseline of 100% in the PASI score, PBO=Placebo

Significantly higher proportions of ICO- vs PBO-treated participants reported *meaningful improvements in PsO itch*

- ICO demonstrated early separation from PBO on improving itch and resolving symptoms; response rates increased through W24



<sup>a</sup>Among participants with a baseline PSSD Itch score ≥4 or PSSD Symptom score >0. <sup>b</sup>P values were calculated based on Cochran-Mantel-Haenszel chi-square test stratified by age group, baseline weight category (adults only), and geographic region, if applicable. Fisher's exact test was used for PSSD Symptom 0 at Week 8. CI=Confidence interval, ICO=Icotrokinra, PSSD=Psoriasis Symptom and Sign Diary, PBO=Placebo



Scan the QR code  
The QR code is intended  
to provide scientific  
information for individual  
reference, and the  
information should not be  
altered or reproduced in  
any way.

## Key Takeaways

✓ In ICONIC-LEAD, among the first pivotal trials evaluating the novel targeted oral peptide ICO in adults and adolescents with moderate-to-severe plaque PsO:

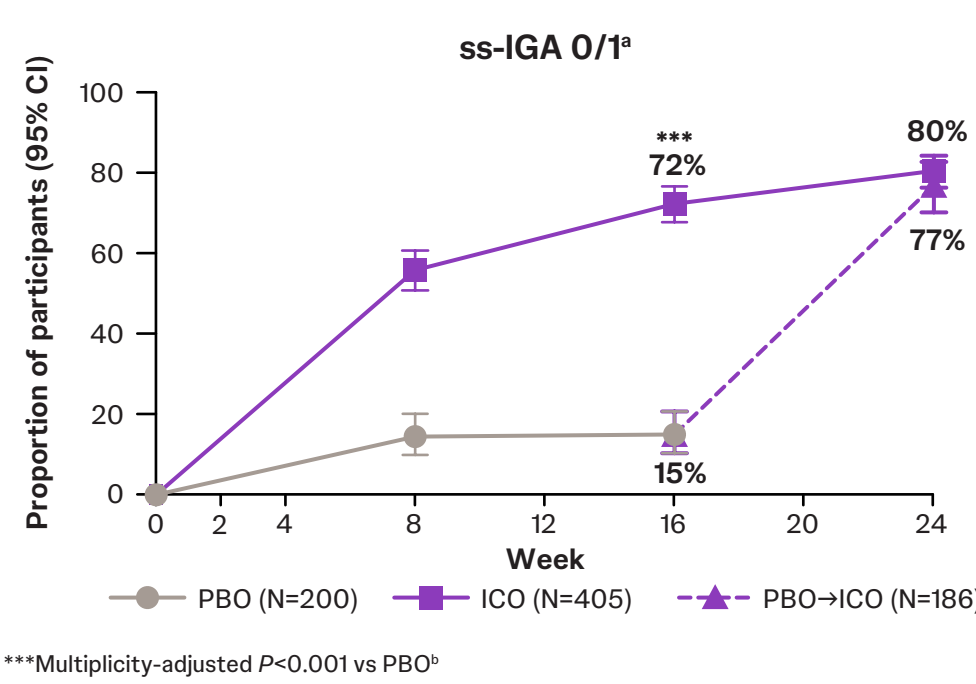
✓ ICO demonstrated *significantly higher rates of clear/almost clear skin and scalp disease and PsO symptom relief* than PBO at W16

✓ ICO demonstrated *separation from PBO as early as W4, with increasing response rates through W24*

✓ Rates of AEs were similar between the ICO and PBO groups

✓ No safety signal was identified through W24

ICO demonstrated significantly higher rates of *clear/almost clear scalp PsO vs PBO*



<sup>a</sup>Among participants with a baseline ss-IGA score ≥2. <sup>b</sup>P values were calculated based on Cochran-Mantel-Haenszel chi-square test stratified by age group, baseline weight category (adults only), and geographic region. CI=Confidence interval, ICO=Icotrokinra, PBO=Placebo, ss-IGA=Scalp-specific Investigator's Global Assessment

Adverse event (AE) rates were generally similar between groups through W16

- Through W24 of ICO treatment, the most commonly reported AEs were similar to those observed through W16 and no safety signal emerged

	ICO 200 mg QD (N=456)	PBO (N=228)
Safety through W16		
Mean weeks of follow-up	15.9	15.8
Any AE	225 (49%)	112 (49%)
Most common AEs (≥5%)		
Nasopharyngitis	31 (7%)	15 (7%)
Upper respiratory tract infection	30 (7%)	16 (7%)
SAE <sup>a</sup>	6 (1%)	6 (3%)
Infection	107 (23%)	51 (22%)
Serious infection	1 (<1%)	0
AE leading to discontinuation <sup>b</sup>	6 (1%)	1 (<1%)
Gastrointestinal AE	26 (6%)	13 (6%)
Active TB	0	0
Malignancy <sup>c</sup>	2 (<1%)	0

<sup>a</sup>SAEs through W16 included acute cholecystitis, concussion, craniofacial fracture, pelvic fracture, psoriasis, and hypertensive urgency in the PBO group; and adenocarcinoma of the colon, prostate cancer, pancreatitis, bacterial gastroenteritis (serious infection), arthralgia, and subarachnoid hemorrhage in the ICO group. <sup>b</sup>AEs leading to discontinuation through W16 included blood glucose increased in the PBO group; and adenocarcinoma of the colon, prostate cancer, hypertriglyceridemia, subarachnoid hemorrhage, erectile dysfunction, and psoriasis in the ICO group. <sup>c</sup>Malignancies reported were adenocarcinoma of the colon (n=1 in a participant who had a history of smoking; the participant reported mild gastroenteritis during screening, and severe colitis starting on study day 7, and severe ileus on day 14 leading up to the diagnosis of grade 3 adenocarcinoma of the colon on day 19) and prostate cancer (n=1 in a 62-year-old male, former smoker [30 pack years], with a family history [brother] of prostate cancer, and an elevated prostate-specific antigen level prior to baseline was diagnosed with grade 1 prostate cancer on study day 48 following a positive biopsy). AE=Adverse event, ICO=Icotrokinra, PBO=Placebo, QD=Once daily, SAE=Serious adverse event, TB=Tuberculosis, W=Week

**PRESENTED AT:** Elevere-Derm Summer Conference 2025, Park City, UT, USA, July 22-27, 2025. **REFERENCES:** 1. Fourie AM, et al. *Sci Rep*. 2024;14:17515. 2. Bissonnette R, et al. *N Engl J Med*. 2024;390:510–21. 3. Ferris LC, et al. *J Am Acad Dermatol*. Published online November 14, 2024. doi: 10.1016/j.jaad.2024.10.076. **ACKNOWLEDGMENTS:** Medical writing support was provided by Luminity Communications, Inc. under the direction of the authors in accordance with Good Publication Practice guidelines (*Ann Intern Med*. 2022;175:1298–1304). Layout design and reformatting for this encore presentation was provided by Sandeep Chavira SIRO Medical Writing Pvt. Ltd., Thane, Maharashtra, India (funded by Johnson & Johnson). This study was sponsored by Johnson & Johnson. **DISCLOSURES:** RB: serves as advisory board member, consultant, speaker and/or investigator for and received honoraria and/or grants from AbbVie, Alim, Amgen, Arcutis, Bausch Health, Boston Pharma, Bristol Myers Squibb/Celgene, Dermavant, Eli Lilly, Janssen, LEO Pharma, Nimbus, Novartis, Pfizer, Regeneron, UCB, VentyBio, and Xencor; and is an employee and shareholder of Innovaderm Research. JS: served as a speaker, consultant and/or investigator for AbbVie, Amgen, Arcutis, Bristol Myers Squibb, Covax Biopharma, Dermavant, Eli Lilly, Janssen, KobiO Labs, LEO Pharma, National Psoriasis Foundation, Novartis, Pfizer, Regeneron, Sanofi, and UCB. AH: had research grants paid to the medical school from Amgen, Arcutis, Dermavant, Janssen, LEO Pharma, Eli Lilly, Pfizer, Takeda; received honoraria from Arcutis, Dermavant, Galderma, Incyte, Janssen, Ortho Dermatological, Pfizer, Sun Pharma, Verrica; and served on a data safety monitoring board for Ortho Dermatologicals and Sanofi Regeneron. AEP: served as an investigator, advisor and/or speaker and/or received educational support from AbbVie, Almiral, Amgen, Boehringer Ingelheim, Bristol Myers Squibb, Eli Lilly, Galderma, Janssen, LEO Pharma, Novartis, Pfizer, Sanofi, and UCB. AP: served as an advisor and/or received speaker's honoraria and/or received grants and/or participated in clinical trials for AbbVie, Almiral, Amgen, Biogen, Idec, BioNTech, Boehringer Ingelheim, Celgene, Celltrion, Eli Lilly, Galderma, GSK, Hexal, Janssen-Cilag GmbH, Klinge Pharma, LEO Pharma, MC2, Medac, Merck Serono, Mitsubishi, MSD, Novartis, Pascoe, Pfizer, Regeneron, Roche, Sandoz Biopharmaceuticals, Sanofi Genzyme, Schering-Plough, Tigerstar Pharma, UCB, and Zuelig Pharma. YS: reports no conflicts of interest. MM, JC, JZJ, and CD: are employees of Johnson & Johnson and may own company stock/stock options. MGL is an employee of Mount Sinai and receives research funds from AbbVie, Arcutis, Amgen, Boehringer Ingelheim, Gene Therapeutics, Glaxo, Dermavant Sciences, Eli Lilly, Incyte, Inozyme, Janssen, Pfizer, Sanofi-Regeneron, and UCB; and is a consultant for Almiral, AltruBio, Inc., Apogee, Arcutis, AstraZeneca, Atomwise, Avyres, Boehringer Ingelheim, Bristol Myers Squibb, Castle Biosciences, Celltrion, CoriVitas, Dermavant, DermSquid, Evumune, Inc., Facilitation of International Dermatology Education, Forte Biosciences, Galderma, Genentech, Incyte, LEO Pharma, Meiji Seika Pharma, Mindera, Pfizer, Sanofi-Regeneron, Senaryo, Strata, Takeda, Tivoli, and Verrica. **PREVIOUSLY PRESENTED AT:** American Academy of Dermatology (AAD) Annual Meeting, Orlando, FL, USA, March 7–11, 2025.